

**ALL RANGE
OF INDUSTRIAL
R.O. COMPONENTS.**



WATER KRAFTTM
Automization

OUR BRAND



B SQUARETM
WATER

www.waterkraftindia.com



B SQUARE™
WATER
MULTIPORT VALVES

20 NB TOP MOUNT FILTER

Flow Rate : 2.5m³

Maximum Flow : 2500Lph@0.5kg./cm²

Operating Pressure : 2.2kg./cm²

Maximum Pressure : 5kg/cm²

Connection : 3/4"

Connection Type : BSPF Union



 +91 97123 82809

 bsquarewater


WATER KRAFT™
Automization

 www.waterkraftindia.com



B SQUARE™
WATER
MULTIPORT VALVES

20 NB TOP MOUNT FILTER

Flow Rate : 2.5m³

Maximum Flow : 2500Lph@0.5kg./cm²

Operating Pressure : 2.2kg./cm²

Maximum Pressure : 5kg/cm²

Connection : 3/4"

Connection Type : BSPF Union



 +91 97123 82809

 bsquarewater


WATER KRAFT™
Automization

 www.waterkraftindia.com



B SQUARE™
WATER
MULTIPORT VALVES

20 NB TOP MOUNT SOFTNER

Flow Rate : 2.5m³

Maximum Flow : 2500Lph@0.5kg./cm²

Operating Pressure : 2.2kg./cm²

Maximum Pressure : 5kg/cm²

Connection : 3/4"

Connection Type : BSPF Union



 +91 97123 82809

 bsquarewater


WATER KRAFT™
Automization

 www.waterkraftindia.com



B SQUARE™
WATER
MULTIPORT VALVES

20 NB TOP MOUNT SOFTNER

Flow Rate : 2.5m³

Maximum Flow : 2500Lph@0.5kg./cm²

Operating Pressure : 2.2kg./cm²

Maximum Pressure : 5kg/cm²

Connection : 3/4"

Connection Type : BSPF Union

NEW



 +91 97123 82809

 bsquarewater


WATER KRAFT™
Automation

 www.waterkraftindia.com



B SQUARE™
WATER
MULTIPORT VALVES

25 NB TOP MOUNT FILTER

Flow Rate : 5.0m³/hr

Maximum Flow : 5000Lph@0.5kg./cm²

Operating Pressure : 2.2kg./cm²

Maximum Pressure : 5kg/cm²

Connection : 1"

Connection Type : BSPF Union



 +91 97123 82809

 bsquarewater


WATER KRAFT™
Automization

 www.waterkraftindia.com



B SQUARE™
WATER
MULTIPORT VALVES

25 NB TOP MOUNT FILTER

Flow Rate : 5.0m³/hr

Maximum Flow : 5000Lph@0.5kg./cm²

Operating Pressure : 2.2kg./cm²

Maximum Pressure : 5kg/cm²

Connection : 1"

Connection Type : BSPF Union

NEW



 +91 97123 82809

 bsquarewater


WATER KRAFT™
Automization

 www.waterkraftindia.com



B SQUARE™
WATER
MULTIPORT VALVES

25 NB TOP MOUNT SOFTNER

Flow Rate : 5.0m³/hr

Maximum Flow : 5000Lph@0.5kg./cm²

Operating Pressure : 2.2kg./cm²

Maximum Pressure : 5kg/cm²

Connection : 1"

Connection Type : BSPF Union



 +91 97123 82809

 bsquarewater


WATER KRAFT™
Automization

 www.waterkraftindia.com



B SQUARE™
WATER
MULTIPORT VALVES

25 NB TOP MOUNT SOFTNER

Flow Rate : 5.0m³/hr

Maximum Flow : 5000Lph@0.5kg./cm²

Operating Pressure : 2.2kg./cm²

Maximum Pressure : 5kg/cm²

Connection : 1"

Connection Type : BSPF Union

NEW



 +91 97123 82809

 bsquarewater


WATER KRAFT™
Automization

 www.waterkraftindia.com



B SQUARE™
WATER
MULTIPORT VALVES

25 NB SIDE MOUNT FILTER

Flow Rate : 5.0m³/hr

Maximum Flow : 5000Lph@0.5kg./cm²

Operating Pressure : 2.2kg./cm²

Maximum Pressure : 5kg/cm²

Connection : 1"

Connection Type : BSPF Union



 +91 97123 82809

 bsquarewater


WATER KRAFT™
Automation

 www.waterkraftindia.com



B SQUARE™
WATER
MULTIPORT VALVES

25 NB SIDE MOUNT SOFTNER

Flow Rate : 5.0m³/hr

Maximum Flow : 5000Lph@0.5kg./cm²

Operating Pressure : 2.2kg./cm²

Maximum Pressure : 5kg/cm²

Connection : 1"

Connection Type : BSPF Union



 +91 97123 82809

 bsquarewater


WATER KRAFT™
Automation

 www.waterkraftindia.com



B SQUARE™
WATER
MULTIPORT VALVES

40 NB TOP MOUNT FILTER

Flow Rate : 12.0m³/hr

Maximum Flow : 14m³/hr@0.5kg/cm²

Operating Pressure : 3.5kg/cm²

Maximum Pressure : 7kg/cm²

Connection : 1 1/2"

Connection Type : BSPF Union



 +91 97123 82809

 bsquarewater


WATER KRAFT™
Automization

 www.waterkraftindia.com



B SQUARE™
WATER
MULTIPORT VALVES

40 NB TOP MOUNT FILTER

Flow Rate : 12.0m³/hr

Maximum Flow : 14m³/hr@0.5kg/cm²

Operating Pressure : 3.5kg/cm²

Maximum Pressure : 7kg/cm²

Connection : 1 ½"

Connection Type : BSPF Union

NEW



 +91 97123 82809

 bsquarewater


WATER KRAFT™
Automation

 www.waterkraftindia.com



B SQUARE™
WATER
MULTIPORT VALVES

40 NB TOP MOUNT SOFTNER

Flow Rate : 12.0m³/hr

Maximum Flow : 14m³/hr@0.5kg/cm²

Operating Pressure : 3.5kg/cm²

Maximum Pressure : 7kg/cm²

Connection : 1 ½"

Connection Type : BSPF Union



 +91 97123 82809

 bsquarewater


WATER KRAFT™
Automization

 www.waterkraftindia.com



B SQUARE™
WATER
MULTIPORT VALVES

40 NB TOP MOUNT SOFTNER

Flow Rate : 12.0m³/hr

Maximum Flow : 14m³/hr@0.5kg/cm²

Operating Pressure : 3.5kg/cm²

Maximum Pressure : 7kg/cm²

Connection : 1 ½"

Connection Type : BSPF Union

NEW



 +91 97123 82809

 bsquarewater


WATER KRAFT™
Automization

 www.waterkraftindia.com



B SQUARE™
WATER
MULTIPORT VALVES

40 NB SIDE MOUNT FILTER

Flow Rate : 12.0m³/hr

Maximum Flow : 14m³/hr@0.5kg/cm²

Operating Pressure : 3.5kg/cm²

Maximum Pressure : 7kg/cm²

Connection : 1 ½"

Connection Type : BSPF Union



 +91 97123 82809

 bsquarewater


WATER KRAFT™
Automization

 www.waterkraftindia.com



B SQUARE™
WATER
MULTIPORT VALVES

40 NB SIDE MOUNT SOFTNER

Flow Rate : 12.0m³/hr

Maximum Flow : 14m³/hr@0.5kg/cm²

Operating Pressure : 3.5kg/cm²

Maximum Pressure : 7kg/cm²

Connection : 1 ½"

Connection Type : BSPF Union



 +91 97123 82809

 bsquarewater


WATER KRAFT™
Automization

 www.waterkraftindia.com



B SQUARE™
WATER
MULTIPORT VALVES

50 NB SIDE MOUNT FILTER | SOFTNER

Glass filled Polyamide Construction

Connection - 2"

Connection Type - BSPF Union

Maximum Pressure - 5kg/cm²

Maximum Flow - 25m³/hr @ 0.5kg/cm²



 +91 97123 82809

 bsquarewater


WATER KRAFT™
Automation

 www.waterkraftindia.com



B SQUARE™
WATER
MULTIPORT VALVES

65 NB **SIDE MOUNT** **FILTER | SOFTNER**

Glass filled Polyamide Construction
Maximum Flow : 35m³/hr
Connection - Union End Type 2.5"
Resin capacity - 5000 litre



 +91 97123 82809

 bsquarewater


WATER KRAFT™
Automation

 www.waterkraftindia.com



B SQUARE™
WATER
MULTIPORT VALVES

DISTRIBUTION SYSTEMS

6M³/hr (2 Sets)



 +91 97123 82809

 bsquarewater


WATER KRAFT™
Automization

 www.waterkraftindia.com




B SQUARE™
WATER
MULTIPORT VALVES

DISTRIBUTION SYSTEMS

9M³/hr (2 Sets)



 +91 97123 82809

 bsquarewater


WATER KRAFT™
Automization

 www.waterkraftindia.com



B SQUARE™
WATER
MULTIPORT VALVES

DISTRIBUTION SYSTEMS

12M³/hr (2 Sets)



 +91 97123 82809

 bsquarewater


WATER KRAFT™
Automation

 www.waterkraftindia.com




B SQUARE™
WATER
MULTIPORT VALVES

DISTRIBUTION SYSTEMS

10M³/hr (2 Sets)



 +91 97123 82809

 bsquarewater


WATER KRAFT™
Automization

 www.waterkraftindia.com



B SQUARE™
WATER
MULTIPOINT VALVES

DISTRIBUTION SYSTEMS

15M³/hr (2 Sets)



 +91 97123 82809

 bsquarewater


WATER KRAFT™
Automization

 www.waterkraftindia.com



B SQUARE™
WATER
MULTIPORT VALVES

DISTRIBUTION SYSTEMS

25M³/hr (2 Sets)



 +91 97123 82809

 bsquarewater


WATER KRAFT™
Automation

 www.waterkraftindia.com



B SQUARE™
WATER
MULTIPORT VALVES

DISTRIBUTION SYSTEMS

40M³/hr (2 Sets)



 +91 97123 82809

 bsquarewater


WATER KRAFT™
Automation

 www.waterkraftindia.com



ROTA METER



B SQUARE™
WATER

Key Features :

- Complete flow range from min. 10 LPH to of 60000 LPH. Available from 1/2" end connection to 2 1/2" end connections.
- Complete in on-line and panel mounted (with elbow BSP male threaded) connections for all ranges.
- Single piece, injection molded polycarbonate body.
- Tamper proof sticker for graduation.
- Enhanced meter readability using precision textured light admitting surface on the rear of the body.
- Each rotameter is factory calibrated
- Each rotameter from range of 2400 LPH to 150 LPH is Hydro Tasted at 8 kg/cm2 pressure.

Technical Specifications :

- Accuracy $\pm 2\%$ of FSD
- Tube Body Construction - Moulded polycarbonate.
- End connectors - ABS
- O-Ring Material - Nitrile
- Float Material - Ss316
- Temperature Limit - 70°C
- Rest Pressure - 8Kg/cm2



 +91 97123 82809

 bsquarewater


WATER KRAFT™
Automation

 www.waterkraftindia.com




B SQUARE™
WATER

ACRALIC ROTA METER

- acrylic body with SS304 float for aesthetic
- superiority High clarity and transparency.
- Low weight, compact and easy to handle.
- Permanent ink scale for optimum contrast.
- Linear scale and low pressure drop.
- Factory calibrated with accuracy.
- AVALIBAL RANGE 600 LPH TO 15000 LPH



 +91 97123 82809

 bsquarewater


WATER KRAFT™
Automation

 www.waterkraftindia.com



PRESSURE GUAGE



B SQUARE™
WATER

- Mounting Connection : Back / bottom
- Connection Size : 1/4" BSP
- Dial Size : 2.5" & 4"
- MOC of Case : SS 304
- Range : 7 KG & 21 KG.



 +91 97123 82809

 bsquarewater


WATER KRAFT™
Automization

 www.waterkraftindia.com



B SQUARE™
WATER

PREMIUM DOSING PUMP


Standard Specifications :

- Double Ball NRV
- Solid Teflon (PTFE) with Rubber Diaphragm for Longer Life
- Viton Rubber Parts
- Built in Air Release Valve (ARV)
- User friendly knob for adjusting dosing frequency

Technical Specifications

Supply	230 V AC (50-60Hz)
Dosing Rate	6LPH at 4Kg/cm2
Stroke/Min.	Max.120
Suction / Discharge Tubing	3/4mm



 +91 97123 82809

 bsquarewater


WATER KRAFT™
Automization

 www.waterkraftindia.com



BIG BLUE HOUSING BAG FILTER ASSEMBLY



**B SQUARE™
WATER**

- DOUBLE 'O' Ring Heavy
- 20" length
- 1" & 1.5" Connection Size
- Available Non Virgin / Virgin Material.



 +91 97123 82809

 bsquarewater


WATER KRAFT™
Automation

 www.waterkraftindia.com




B SQUARE™
WATER

BIG BLUE HOUSING



1" & 1.5"
NPT Thread
Standard Size



DOUBLE ORING
Sealing & Leak-Proof



Red Pressure Valve
Relief Pressure

 +91 97123 82809

 bsquarewater



 www.waterkraftindia.com

RO PANEL 1-1 ECO LED

**Completely Suitable of Ro Plant Up To 1000 LPH,
Next Generation Morden Technology as
per International Standards.**

Capacity :

- Rwp-2 Hp 1 Phase
- Hpp-3 Hp 1 Phase

Provision :-

- Low Pressure Switch
- High Pressure Switch
- Treat Water Tank Full
- Raw Water Tank Wmpty
- Flushing Valve

Whats New :-

- 4 Big Button For On/off, Auto/manual, Pump On/off.
- TDS On Display – Hi TDS Alram
- 50 Amp Wiring Terminal
- Led Seven Segment Display.



 +91 97123 82809

 bsquarewater


WATER KRAFT™
Automation

 www.waterkraftindia.com

RO PANEL 1-1 ECO LCD

**Completely Suitable of Ro Plant Up To 1000 LPH,
Next Generation Morden Technology as
per International Standards.**

Capacity :

- Rwp-2 Hp 1 Phase
- Hpp-3 Hp 1 Phase

Provision :-

- Low Pressure Switch
- High Pressure Switch
- Treat Water Tank Full
- Raw Water Tank Wmpty
- Flushing Valve

Whats New :-

- 4 Big Button For On/off, Auto/manual, Pump On/off.
- TDS On Display – Hi TDS Alram
- 50 Amp Wiring Terminal
- LCD Display For Easy Reading And Setting Parameter.



 +91 97123 82809

 bsquarewater


WATER KRAFT™
Automization

 www.waterkraftindia.com



Advantage :

- Low Dosage
- High Performance
- Great Stability
- Increases Membrane Life

Specification :

- 100% Safe
- Polymer Based
- Hi Thickness
- Light Orange Colour

Applications :

- RO Water Treatment Plants
- Industrial Ro Water Plants
- Demineralized Plants

RO ANTISCALENT WKA CHEMICAL 5010



 +91 97123 82809

 bsquarewater


WATER KRAFT™
Automization

 www.waterkraftindia.com

ONLINE PH METER

Model : WKA-09 PH

SPECIFICATIONS

Range	0.00 to 14.00pH
Resolution	0.01pH
Accuracy	0.1 pH +/- 1 digit
Input Impedance	1012 Ohms
Temp. Compensation	30c Fixed
Display	3.5 digit LED display with auto polarity & decimal
Calibration	Two buffers calibration (manually) 7pH & 4pH Or 9.2pH
Power Requirement	230V A.C +/-10%, 50Hz single phase
Environment	5 to 50c.
Dimension	96x96x65mm (ABS Plastic cabinet) (Panel Mount Type)
Weight	0.5kgs (Approx)
Standard Accessories	PH Electrode, Buffers, Manual
Current Output	4-20mA (Optional)



+91 97123 82809

bsquarewater


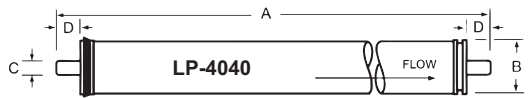

WATER KRAFT™
Automization

 www.waterkraftindia.com



INDUSTRIAL RO MEMBRANE LP - 4040

FLOW RATE	250 LPH
REJECTION	97% - 99%
WORKING UP TO	2000 TDS
WORKING PRESSURE	7 kg to 9 kg
MODEL	LP -4040
Effective area ft2(m ²)	90 (7.9)
Average Flux	2400 (9.1)



+91 97123 82809

bsquarewater

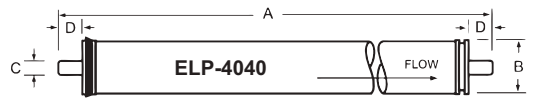


www.waterkraftindia.com



INDUSTRIAL RO MEMBRANE ELP - 4040

FLOW RATE	250 LPH
REJECTION	97% - 99%
WORKING UP TO	1500 TDS
WORKING PRESSURE	7 kg to 9 kg
MODEL	ELP - 4040
Effective area ft2(m²)	80 (7.9)
Average Flux	2400 (9.1)



+91 97123 82809

bsquarewater


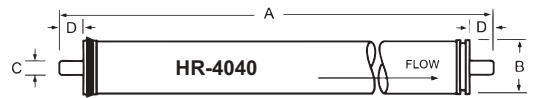


www.waterkraftindia.com



INDUSTRIAL RO MEMBRANE HR - 4040

FLOW RATE	250 LPH
REJECTION	97% - 99%
WORKING UP TO	3000 TDS
WORKING PRESSURE	8 kg to 10 kg
MODEL	HR -4040
Effective area ft2(m ²)	90 (7.9)
Average Flux	2400 (9.1)



+91 97123 82809

bsquarewater

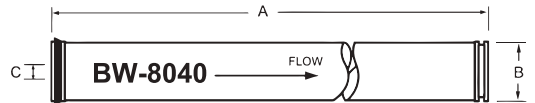


www.waterkraftindia.com



INDUSTRIAL RO MEMBRANE BW - 8040

FLOW RATE	1000 LPH
REJECTION	95% - 98%
WORKING UP TO	3000 TDS
WORKING PRESSURE	8kg to 10kg
MODEL	BW - 8040
MEMBRANE AREA ft ² (m ²)	400 (36.0)
AVERAGE PERMEATE GPD (m ³ /d)	9800 (39.7)



+91 97123 82809

bsquarewater



www.waterkraftindia.com

FLOATY

SPECIFICATIONS

Brand	B Square Water
Origin	100 % India
Micro Switch	10 6 (a) 250 V - 10 16 (a) 125 V
Switch Currency	+ + + $\geq 1,00,000$ Switch Woking Tested By VDE Specialization
Switching Voltage	12, 24 V Dc & Up To 415 V Ac
Switching Amp	5A
Wire Length Normally	3 Mtr.
Working Pressure	Max. 1 Bar
Wire Size	0.5 Sq. mm To 1.25 Sq. Mm 3 Core Fully Flexible ISI Or Non ISI Cable
Specification	Ip 65 Body With Water Proof Protection Mercury Free Operated Switch
Liquid Temperature	Can With Stand Up To 60°C



+91 97123 82809

bsquarewater


WATER KRAFT™
Automation

 www.waterkraftindia.com

250 LPH DELUXE

Design : As per Our 15 Years Experience We Design Water Treatment Plant as Per International Standard.

Protection : Low Pressure - Hi Pressure - Tank Full
Tank Empty - Voltage

SPECIFICATION

PARTS NAME	MAKE	QTY
Rwp 0.5 Hp 1 Phase	Lubi	1
Vessel 13-54	Lcm/violi	1
Mpv 1" Tmf Blue	B Square Water	1
7 Kg Pressure Gauge	B Square Water	2
Bowl Double Oring 1"	B Square Water	1
21 Kg Pressure Gauge	B Square Water	2
Rota Meter 600 Lph ½"	B Square Water	2
Panel 1-1 Eco Led Tds	Water Kraft	1
Hpp 2-9 1 Phase	Shimge	1
4040 Pressure Tube	Ukl	1
4040 Membrane 2000 Tds	Water Kraft	1
Dosing Pump	B Square Water	1
Media	Standard	1
Carbons 600 lv	Standard	1

NOTE:- SKID SS 202 AND PIPING ASTRAL.



 +91 97123 82809

 bsquarewater


WATER KRAFT™
Automization

 www.waterkraftindia.com

500 LPH SUPERIOR

Design : As per Our 15 Years Experience We Design Water Treatment Plant as Per International Standard.

Protection : Low Pressure - Hi Pressure - Tank Full
Tank Empty - Voltage - Over Load -
Dry Run - Hi TDS Alarm - Backwash Alert

SPECIFICATION

Parts Name	Make	Qty
Rwp .5 Hp 1 Phase	Lubi	1
Vessel 10-54	Lcm/violi	2
Mpv 1" Tmf Blue	B Square Water	2
7 Kg Pressure Gauge	B Square Water	2
Bowl Double Oring 1"	B Square Water	2
21 Kg Pressure Gauge	B Square Water	2
Rota Meter 1200/2400 Lph ½"	B Square Water	2
Panel 1-1 Lcd Tds All Safety	Water Kraft	1
Hpp 2-9 1 Phase	Shimge	1
4080 Pressure Tube	Ukl	1
4040 Membrane 2000 Tds	Water Kraft	2
Dosing Pump	B Square Water	1
Media	Standard	3
Carbon 600 Iv	Standard	1

NOTE:- SKID SS 202 AND PIPING ASTRAL.



 +91 97123 82809

 bsquarewater


WATER KRAFT™
Automization

 www.waterkraftindia.com

1000 LPH PREMIUM

Design : As per Our 15 Years Experience We Design Water Treatment Plant as Per International Standard.

Protection : Low Pressure - Hi Pressure - Tank Full
Tank Empty - Voltage - Over Load -
Dry Run - Hi TDS Alarm - Backwash Alert

SPECIFICATION

Parts Name	Make	Qty
Rwp 1 Hp 1 Phase	Lubi	1
Vessel 13-54	Lcm/violi	2
Mpv 1" Tmf Blue	B Square Water	2
7 Kg Pressure Gauge	B Square Water	2
Bowl Double Oring 1"	B Square Water	2
21 Kg Pressure Gauge	B Square Water	2
Rota Meter 1200/2400 Lph ½"	B Square Water	2
Panel 1-1 Lcd Tds All Safety	Water Kraft	1
Hpp 2-18 1 Phase	Lubi	1
4080 Pressure Tube	Ukl	2
4040 Membrane 2000 Tds	Water Kraft	4
Dosing Pump	B Square Water	1
Media	Standard	5
Carbon 600 Iv	Standard	1

NOTE:- SKID SS 202 AND PIPING ASTRAL.



 +91 97123 82809

 bsquarewater


WATER KRAFT™
Automation

 www.waterkraftindia.com

ACCESSORIES



SPUN CARTRIDGE FILTER



VESSELS



PRESSURE TUBE



BAG FILTER



LOW PRESSURE SWITCH



HIGH PRESSURE SWITCH



LOW PRESSURE SWITCH SMALL



HI PRESSURE SWITCH SMALL



DISTRIBUTION SYSTEM



PRESSURE GAUGE



MPV STRAINER



MPV UNION



MPV ADAPTOR



MPV S BAND

+91 97123 82809

bsquarewater


WATER KRAFT™
Automation

 www.waterkraftindia.com



1 No First Floor, Dada Estate, Nr. J K Tyre,
Nr. Sarkhej - Sanand Cross Road, Sarkhej, Ahmadabad - 382210.

 +91 97123 82809

 sales@waterkraftindia.com
service.wka@gmail.com

 www.industrialropanel.com
www.waterkraftindia.com